

# Neptun Mega Surface

## Neptun Mega Surface / I02.PSM.15076










\* Code example


I02.PSM.15076 . 28 . 827 . WF . 01

- 1- Product code
- 2- Power
- 3- CRI
- 4- Reflector angle
- 5- Colour

Power	CRI	Order Code	Kelvin	Lumen T <sub>c</sub> =50°
28W	CRI>80	I02.PSM.15076 . (..) . (...) . (..) . (..)	2700K	2775
			3000K	2859
			3500K	2917
			4000K	2977
			5000K	3066
	CRI>90	I02.PSM.15076 . (..) . (...) . (..) . (..)	2700K	2581
			3000K	2659
			3500K	2713
			4000K	2851
			5000K	X
	CRI>98	I02.PSM.15076 . (..) . (...) . (..) . (..)	2700K	X
			3000K	X
			4000K	X
Meat COB		I02.PSM.15076 . (..) . (...) . (..) . (..)	1800K	X
Food COB		I02.PSM.15076 . (..) . (...) . (..) . (..)	2400K	X
FISH COB		I02.PSM.15076 . (..) . (...) . (..) . (..)	6600K	X

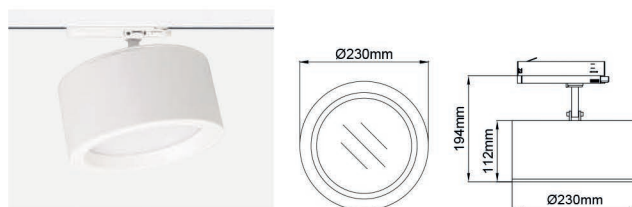
2	Watt - Driving Current	3	CRI / Kelvin	4	Reflector Angle /	5	Product Color /
28	28W - 700mA	827	CRI>80 - 2700K	 WF 108° - Wide Flood	 01 white  02 ral 9010  03 black  04 gray  05 dark gray  06 special color		
25	25W - 600mA	830	CRI>80 - 3000K				
		835	CRI>80 - 3500K				
		840	CRI>80 - 4000K				
		850	CRI>80 - 5000K				
		927	CRI>90 - 2700K				
		930	CRI>90 - 3000K				
		935	CRI>90 - 3500K				
		940	CRI>90 - 4000K				

## Neptun Mega AC Surface / I02.PSM.15076 . (.) . (.) . (.) . (.) . AC



Lower height versions available with combination of AC PCB board technology that creates advantage for areas with low ceiling height.

## Neptun Mega In-Track Surface / I02.PSM.15076 . (.) . (.) . (.) . (.) . IN



Neptun Mega Surface can be mounted on 3-Phase Track via in-track adaptor.