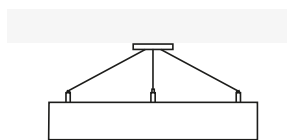


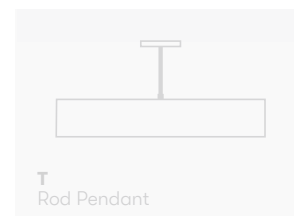
M
Multi-point Pendant

Only with external driver.




P
Single-Point Pendant

Only with external driver.



T
Rod Pendant




S
Spacers Surface

Only with external driver.



D
Direct Surface

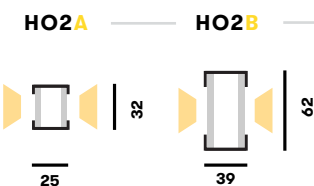


R
Recessed Ceiling

HANNAH O

LED luminaire. Body made of solid aluminium profile. Custom length upon request. Surface in white, black, grey, anthracite, RAL and other Special colors. Available with external driver.

Profiles



Specification

Code	Size	Power*	Light Flux**
HO2X- 1	Ø800	69 W	6217 lm
2	Ø1000	86 W	7772 lm
3	Ø1200	104 W	9326 lm
4	Ø1500	130 W	11657 lm
5	Ø1800	155 W	13989 lm

